

And with a range of infill patterns:



Standard infill



Staggered infill, type X



Staggered infill, type Y



Staggered infill, type Z

A range of infill panels can be manufactured from 12 – 22mm diameter bar and from 13mm square section to ensure good visibility through the barriers. Specifications suggested are for general purpose barriers and can be changed to meet specific site conditions.

Contact Us

For further information about PeartPedestrian Barriers please contact Peart Fencing:

Telephone: 01429 852 352

Fax: 01429 262 179

Email: enquiries@peartfencing.co.uk

Web: www.peartfencing.co.uk

Other high-quality Peart Fencing Systems include:

MasterView
Contemporary, high-performance mesh fencing systems

PeartRailings
The versatile and decorative security solution

NovaPale
High-performance, high security palisade

PeartPalisade
Dependable, proven and cost-effective fencing



The Contractors' Choice

Peart Fencing Baltic Works Baltic Street Hartlepool TS25 1PW
Tel: 01429 852 352 Fax: 01429 262 179
Email: enquiries@peartfencing.co.uk Web: www.peartfencing.co.uk



PeartPedestrian Barriers

For effective walkway identification and protection


Pearl Pedestrian Barriers

Pearl Pedestrian barriers are available in a wide range of specifications to suit all site conditions. Pedestrian barriers are generally 2.0m long and 1.05m in height with the framework constructed from 50 x 30mm rectangular hollow section. Infill panels, in-line or angled, are designed to provide road users the best view of traffic and pedestrian movement.

Panels can be manufactured to a radius to meet the requirements of site and are hot dip galvanised to BS EN ISO 1461:1999 after manufacture.

Features and Benefits

Features	Benefits
<ul style="list-style-type: none"> Hot dipped galvanised to BS EN ISO 1461:1999 	<ul style="list-style-type: none"> Product has long life expectancy in service
<ul style="list-style-type: none"> Bespoke panels can be manufactured 	<ul style="list-style-type: none"> To suit any site conditions
<ul style="list-style-type: none"> Pearl Pedestrian Barriers are manufactured in the UK 	<ul style="list-style-type: none"> Extensive stocks are available for immediate nationwide despatch on Pearl Fencing transport with crane offloading

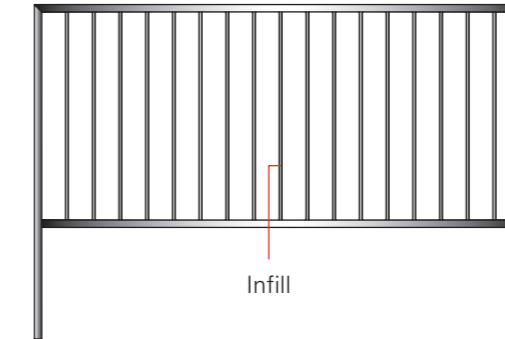


Pearl Pedestrian Barriers

Pearl Pedestrian barriers are available in a range of configurations:

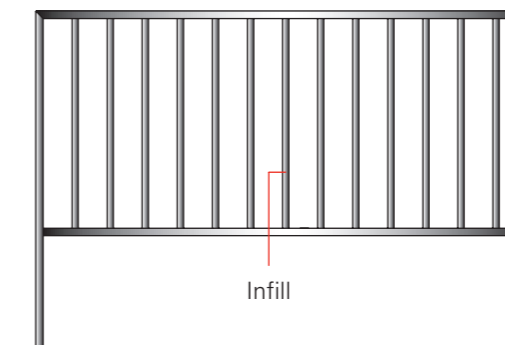
Pattern one

Infill panel from 12 – 22mm diameter bar.
Barrier supplied fully welded.



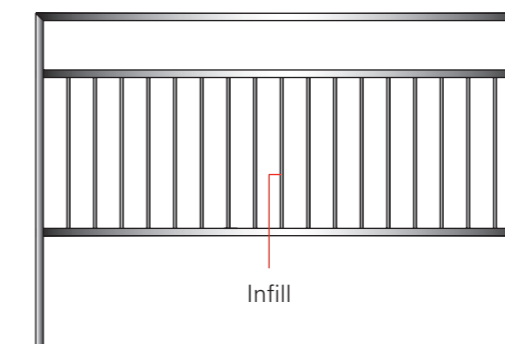
Pattern two

Infill panel from 25 x 25mm rolled hollow section. Barrier supplied fully welded.



Pattern three

Infill panel from 12 – 22mm diameter bar.
Barrier supplied fully welded.



Pattern four

Infill panel from 12 – 22mm diameter bar.
Barrier supplied in kit form for assembly on site.

